

ILLUMINATED MAGNIFIER TOKii-T8




Magnifying lamps designed to offer high quality lighting with the best field of view and optimally performing ergonomics.

Magnifying lamp allows you to view the smallest detail perfectly in maximum comfort.

High quality LEDs to ensure a bright light with high levels of contrast and perfect colour matching and can easily be positioned exactly where the light is needed

Features

- Economical Magnifier
- Lens Size Ø5" (Ø127mm)
- Lens Diopter 8D
- Voltage AC 100-240V
- Power 14 W
- Light Source 60 pcs SMD LED(0.2W/pc, High luminous)
- Luminous 1200 lm
- CCT Daylight 5600 K- 6000 K(Working Mode)
- Material GLASS
- Use BASF Optical Material.
- Anti Glare Design.
- Heavy duty internal spring arm allows accurate and consistent position
- Japanese High Quality LED.



**TABLE TOP MOUNT
CLAMP 4 OPTIONAL**

ILLUMINATED MAGNIFIER

TOKii[®]

TOKii-TR178



Magnifying lamps designed to offer high quality lighting with the best field of view and optimally performing ergonomics.

Magnifying lamp allows you to view the smallest detail perfectly in maximum comfort.

High quality LEDs to ensure a bright light with high levels of contrast and perfect colour-matching and can easily be positioned exactly where the light is needed

Optical High quality lens gives uniform View without any deformation.

Designed for
Electronic & mechanical inspection
Beauty treatment rooms
Facial treatment
Podiatry, chiropody Application

Features

- Wider Lens Size Ø178mm
- **Lens Diopter 5D & 20D**
- Voltage AC 100-240V
- Power 16 W
- Light Source 80 Nos. SMD LED (0.2W/pc, High luminous)
- Luminous 1200 lm
- CCT Daylight 5600 K- 6000 K(Working Mode)
- Material : light weight Resin lens
- Use BASF Optical Material.
- Anti Glare Design.
- Use High Quality Japanese LED.
- Heavy duty internal spring arm allows accurate and consistent position



**TABLE TOP MOUNT
CLAMP 4 OPTIONAL**

ILLUMINATED MAGNIFIER

TOKii[®]

TOKii-TR178AS



ESD Safe Magnifying lamps designed to offer high quality lighting with the best field of view and optimally performing ergonomics.

Magnifying lamp allows you to view the smallest detail perfectly in maximum comfort.


High quality LEDs to ensure a bright light with high levels of contrast and perfect colour-matching and can easily be positioned exactly where the light is needed

Optical High quality lens gives uniform View without any deformation.

Designed for Electronic & Assembly inspection

Features

- Wider Lens Size Ø178mm
- **Lens Diopter 5D & 20D**
- Voltage AC 100-240V
- Power 16 W
- Light Source 80 Nos. SMD LED (0.2W/pc, High luminous)
- Luminous 1200 lm
- CCT Daylight 5600 K- 6000 K(Working Mode)
- Material : light weight Resin lens
- Use BASF Optical Material.
- Anti Glare Design.
- Use High Quality Japanese LED.
- Heavy duty internal spring arm allows accurate and consistent position




**TABLE TOP MOUNT
CLAMP 4 OPTIONAL**

TOKii-TR178UV

TOKii[®]

ULTRA VOILET INSPECTION MAGNIFIER



**UV help to check
consistent coating**

Features

- Wider Lens Size Ø178mm
- **Lens Diopter 5D & 20D**
- Voltage AC 100-240V
- Power 16 W
- Luminous 1200 lm
- CCT Daylight 5600 K- 6000 K(Working Mode)
- Light Source 80 Nos. SMD LED (0.2W/pc, High luminous)
- Material : light weight Resin lens
- Use BASF Optical Material.
- Anti Glare Design.
- Use High Quality Japanese LED.
- Heavy duty internal spring arm allows accurate and consistent position

Magnifying lamps designed to offer high quality lighting with the best field of view and optimally performing ergonomics.

Magnifying lamp allows you to view the smallest detail perfectly in maximum comfort.

High quality UV LEDs to ensure a bright light with high levels of contrast and perfect colour-matching and can easily be positioned exactly where the light is needed

Optical High quality lens gives uniform View without any deformation.


**Designed for Assembly and
electronic and conformal Coating
UV inspection**



**TABLE TOP MOUNT
CLAMP 4 OPTIONAL**

MICROSCOPE FOR MONITOR TOKii-MMS0475

TOKii[®]



MONITOR SHOWN IS
NOT A PART OF
EQUIPMENT

Economical HDMI microscope is suitable for routine inspection of products on production line in electronics industry, hardware, precision engineering, plastic industry, medical treatment and biomedical.

SPECIFICATION

- Optical zoom range : Objective lens 0.7-4.5 X
- Video zoom range : 21.5 "under display, 30-180 X
- Connection mode : signal, direct connection to display
- Doubling mode : Continuously adjustable
- Pixels : 200 million
- Camera eyepiece : 0.5 X
- Working distance : 90mm
- Lifting adjustment range : 35-300mm
- Hand wheel focus range: Hand rotating up and down lifting, amplitude 0-65mm
- Light source : 60 black LED light sources, continuously adjustable brightness
- Plate size : Aluminum, 380mm*260mm*20mm
- Resolving power : 1920 X 1080
- Chip size : 1/2.5"
- Weight : 4.375kg

ADVANCE FEATURES

- Black and white,
- R B G adjustable,
- Gain
- Brightness,
- Sharpness,
- Half screen contrast
- Monitor: 21.5 "HDMI screen
- Horizontal and vertical flip

- Mirror,
- Noise Removal
- Reflection Weakening
- Comparision
- Saturation Adjustable,
- Frame Rate: 60 fps/ sec
- Input voltage:100-240V
- Automatic / manual white balance

List of standard configuration

- 1 lens
- one set of video microscope base (vertical pole + lifting table + black large base plate);
- one black 60 LED light sources;
- HDMI camera

(display is optional customer or can use their own available min. resolution 1920 X 1080)

Advance Tech Services Pvt. Ltd, E-981, Saraswati Vihar, Pitampura, Delhi - 110034
mobile: 9599592691, 9599592692, Email: info@advancetech.co.in

MICROSCOPE FOR MONITOR

TOKii[®]



TOKii-MMS30160

MONITOR SHOWN IS
NOT A PART OF
EQUIPMENT

HDMI microscope is suitable for routine inspection of products on production line in electronics industry, hardware, precision engineering, plastic industry, medical treatment and biomedical.

FEATURES

Video microscope adopts HDMI interface with higher transmission speed. It has higher image definition and transmission speed than VGA interface, also has the function of three-level dynamic adjustment and image storage function.

The image resolution is 1920X1080P and has functions such as image browsing white balance, exposure brightness adjustment, and crosshair.


The 1080P high-definition signal can be matched with a minimum of 22 and above monitors with HDMI interface or TV.

A true high-definition image needs to have the following three characteristics.

1. Accurate color reproduction (precise colors make the image more layered, even when watching TV)
2. Ultra-low noise control (it looks clear enough without snowflakes on the TV screen)
3. Balanced exposure control (the light and dark contrast on the image is balanced so that the picture will not be distorted)



Tilt table $\pm 45^\circ$
(OPTIONAL)



TOKii-MMS30160

TOKii®



SPECIFICATIONS

	Model	TOKii - MMS30160
Standard configuration parameters and the list of accessories 1. Microscope 2. Base 3. Manual 4. Ring light source 5. Power supply 6. Mouse 7. Pendrive	Gain	30-200 times (according to 22 inch monitor) after increasing the objective lens by 2 times, The magnification is 400 times
	View range	3 mm -17 mm
	Working distance	100-180 mm
	Resolution	1920×1080 P
	Camera spec	1/2"CMOS
	Pixels	200 million
	Clarity	1080P
	Output method	HDMI
	Frame rate	30 frame rate/sec
	Camera function	Automatic
	Lifting range	300 mm
	Center working distance	140 mm
	column	Diameter: 25 mm Height 350 mm
	Working size	380*260*25mm
	Working temperature	-10 ~ 50°C
	Weight	4.3 Kg
Input voltage	12V-2A	
Auxiliary lighting device	Ring LED adjustable light source	
7	1. 0.35~0.5~2 times auxiliary objective lens 2. Moving table 3. 2.5D deflection seat 4. LCD monitor OPTIONAL	

MICROSCOPE LARGE FIELD AUTO FOCUS

TOKii[®]

TOKii-LFMS310AF



Monitor is not part of supply, its optional

FEATURES

- Large field auto focus microscope
- HDMI camera
- Chip structure: HIS+ARM
- Operating system: LINUX 3.10
- Core structure: dual core Cortex A9
- Main frequency speed: 1Ghz
- Optical size: 1/3 "
- Resolution: 1920 x 1080
- Frame rate: 60fps
- USB interface: 2 USB interfaces that can connect to a USB drive, wireless mouse, or keyboard
- Operation method: mouse operation
- Working voltage: DC-12V
- Working temperature: -10 ° C -70 ° C
- External dimensions: 70X70 X 140
- The magnification of the camera is 10-140 times. min object distance should be at least 10 centimeters in order to focus the image clearly.

MICROSCOPE HORIZONTAL

TOKii-910

TOKii[®]



FEATURES

- Optical zoom range: Objective lens 0.7-4.5x
- Video zoom range, under 21.5 "display, 30-200x
- Connection mode: HDMI HD Signal, connected to the display directly
- Zoom mode, continuously adjustable
- Camera eyepiece : 0.5X
- Working height : 100-190mm
- Manual focusing range, Hand Rotation up and down, amplitude 0-45mm
- XY scale platform, Maximum moving distance x-70mm ~ y-42mm
- light source, 60 LED lights, LED light sources, Brightness continuously adjustable
- Plate size, aluminum material, 380mmx 270mm x 23mm
- Resolution, HDMI 1920 X 1080P
- Input voltage : 100-240V
- Chip size : 1/2" 3.75um*3.75um
- Have Photography, video recording, measurement function

MICROSCOPE FOR PC TOKii-PCMS1200




FEATURES

PC IS NOT PART OF EQUIPMENT

- Microscope with camera
- Resolution ratio : 4000 X 3000
- Camera specifications: 1/2.3" CMOS multicolor
- Chip: Sony CMOS
- Frame number : 5fps
- Standard configuration :
- Digital amplification : 10-200x
- Visual range: 35mm -3mm
- Working distance: 100mm -300mm
- Signal output : USB Signal output
- Lifting adjustment range : 350mm
- Center working distance : 140mm
- Focus range : 65mm
- Support column height : 355mm
- working table size : 380 x 260 x 23mm
- Operating temperature : -10- 50 degree
- Standard accessories : (0.7-4.5 zoom lens/Camera/ Focusing mechanism/ Annular light source)

MICROSCOPE TOKii-MICRO225


MONITOR OPTIONAL &
CUSTOMER BUY
LOCALLY



FEATURES


- Microscope camera lens
- U disk save function
- Microscope camera lens
- U disk save function
- Connect mode: HDMI high-definition digital signal, directly connected to the display.
- Working height: 10-40mm
- view distance : 15-150mm
- Magnification: 1-20 times (refer to 21.5 inch display)
- Focusing mechanism: manual up and down lifting, range 0-65mm
- Column: diameter 25mm, height 355mm
- Fixed base: aluminum, 380mm 255mm 23mm
- Center working distance: 120mm
- Light source: outer diameter 147mm, inner diameter 120mm, LED light brightness adjustable
- Input voltage: 100-240v
- resolution ratio : 1920*1080
- Chip size:1/2.5"
- Software functions: automatic/manual white balance, 8 crosshairs display, automatic/manual exposure
- Advanced functions: R/G/B adjustable, noise elimination, gain, and reflection reduction
- Frame rate: 60fps/s

MICROSCOPE 3D TOKii-43DES



TOKii[®]

MONITOR OPTIONAL &
CUSTOMER BUY
LOCALLY



FEATURES

- HD 4K pixel 3D stereo 3D electron microscope
- 2D view also available.
- Objective lens: 0.7X-5X continuous zoom
- Connection mode: HDMI real-time output
- Working height: standard distance 100MM
- Photographic eyepiece: standard 0.4X (optional 1X)
- Field of view: standard 2.5MM-20MM
- Connection device: connected to the monitor
- Measurement accuracy: 0.0001 MM
- Magnification: 25X- 230X (refer to the 22-inch display) can be equipped with a maximum of 460X
- Supports PC connectivity with software.
- Focusing mechanism: manual knob type up and down focus, focus line distance 1MM-50MM
- Base: **Anti-Static**, length 320 X 260MM
- Lighting system: brightness LED machine vision special environmental light source, brightness adjustable
- Using Sony IMX415 chip with 1/2.8-inch image sensor resolution: 3840X2160P@60FPS



OPTIONAL LIGHT

FEATURES

- Binocular observation and digital observation synchronization without interference without switching
- High quality optical system.
- Each mirror is coated with a special layer of optical components, the achievement of a flat image and Good contrast of the positive, especially in the field of vision in the vicinity of the image is more clear and bright.
- Greater magnification.
- Using the continuous zoom lens 0.7x~4.5x (zoom 6.4:1), standard magnification 7x~45x.
- Magnification can be extended to 3.5x~180x.
- Long effective working distance. Standard working distance of 100mm, with auxiliary objective, the working distance will be extended to 30mm~165mm.
- Create enough space for a variety of applications and work situations.
- Ergonomic design.
- 10 observation of the first 45 degrees tilt, rotation of 360 degrees, the best focus brightness, No Fatigue when use for long time.
- 11 binocular vision can be adjusted to ensure that users of different vision can get a clear and satisfactory image.
- 12 variable hand wheel level (axial) bilateral set, easy to operate and comfortable, variable repeat high precision.
- Standard configuration: 7x~45x optional magnification eyepiece and auxiliary lens can be extended to 3.5x~180x, zoom
- Standard configuration: 7x~45x lens zoom lens zoom ratio 6.4:1 to ensure that the image plane parfocal
- Observation of the first 45 degree tilt, 360 degree tilt, interpapillary distance 54~76mm, bilateral diopter adjustment (+ 6)
- Hinge type binocular or three mesh, splitting ratio 20%/ 80%
- Standard configuration: 10x20mm, wide field eyepiece, wide angle, high starting point, EYE light, to provide convenience for wearing glasses observer
- Optional 15X/15mm, 20X/10mm, 10X/20mm eyepiece, (both with micrometer)
- Working distance standard configuration: 100mm (effective distance) optional auxiliary lens can be extended to 30mm~165mm
- Auxiliary lens optional 0.5X/165mm, 1.5X/45mm, 2X/30mm
- The focusing mechanism can adjust the hand wheel and the lifting range is 50mm

TOKii-SM0745VS

STEREO MICROSCOPE WITH CAMERA

TOKii[®]



FEATURES

- Microscope with 4K pixel camera (with measurement software)
- Measurement accuracy: 0.001MM
- Objective lens: 0.7X-4.5X continuous zoom
- Output interface: HDMI+Type-C dual output
- Magnification factor: 26-1, adjustable at 80x
- Camera resolution: 3840X21 60@60FPS
- Operation mode: buttons/mouse/remote control
- Camera functions: photography/video recording/computer measurement/TF card storage/mirror flipping/freezing/calibration access
- Gridlines/Language selection/Black and white/Export measurement data table/Dark field correction

STEREO MICROSCOPE

TOKii[®]

TOKii-SM180EA



TOKii-SM180EACL



TOKii-SM180EA Consist

1. Microscope (3.5 - 180X)
2. Led light
3. 0.5 X reducing lense (the working distance of the 0.5X lens is 165 mm)
4. 2X magnifying lens
5. 20X eyepiece
6. Table Top Stand

TOKii-SM180EACL Consist

1. Microscope (3.5 - 180X)
2. Led light
3. 0.5 X reducing lense (the working distance of the 0.5X lens is 165 mm)
4. 2X magnifying lens
5. 20X eyepiece
6. Edge mount Clamp

FEATURE AND SPECIFICATIONS

- Binocular observation and digital observation synchronization without interference without switching
- High quality optical system.
- Each mirror is coated with a special layer of optical components, the achievement of a flat image and Good contrast of the positive, especially in the field of vision in the vicinity of the image is more clear and bright.
- Greater magnification.
- Using the continuous zoom lens 0.7X ~ 4.5X (zoom 6.4:1), standard magnification 7x~45x.
- Magnification 3.5X ~ 180X.
- Long effective working distance. 30mm~165mm. (in this model std 90 and 165 mm)
- Create enough space for a variety of applications and work situations.
- Ergonomic design.
- 10 observation of the first 45 degrees tilt, rotation of 360 degrees, the best focus brightness, No Fatigue when use for long time.

-
- 11 binocular vision can be adjusted to ensure that users of different vision can get a clear and satisfactory image.
- 12 variable hand wheel level (axial) bilateral set, easy to operate and comfortable, variable repeat high precision.
- Standard configuration: 7X ~ 45X lens zoom lens zoom ratio 6.4:1 to ensure that the image plane parfocal
- Observation of the first 45 degree tilt, 360 degree tilt, interpapillary distance 54~76mm, bilateral diopter adjustment (+ 6)
- Hinge type binocular or three mesh, splitting ratio 20%/ 80%
- Standard configuration: 10x20mm, wide field eyepiece, wide angle, high starting point, EYE light, to provide convenience for wearing glasses observer
- Optional 15X/15mm, 20X/10mm, 10X/20mm eyepiece, (both with micrometer)
- Working distance standard configuration: 100mm (effective distance) optional auxiliary lens can be extended to 30mm~165mm (this model 30~ 165 mm)
- Auxiliary lens 0.5X/165mm, 2X/30mm optional is 1.5X/45m
- The focusing mechanism can adjust the hand wheel and the lifting range is 50mm

Lighting Loupe MODEL NO. : SL-71

Features/Specification :

- Light beam illuminates magnified area
- 10X, 30mm diam.
- Comes with two size C batteries
- Built in 20mm scale
- O.A. length : 177mm
- **From Engineer, Japan**

